



view

Dynamic Glass



Natural light is better.

That's our view.

For forward thinking, energy conscious builders and architects who want the best for their occupants, View® Dynamic Glass offers intelligent windows that maximize natural light and unobstructed views while reducing heat and glare.

Unlike traditional glass, View Dynamic Glass tints in response to outdoor conditions providing greater comfort and energy efficiency without ever compromising the view.

This and opposite page:
Denver Botanic Gardens
Denver, CO
Architect: Burkett Design



A look into the future. Glass with an IQ.

View Dynamic Glass is powered by a sophisticated intelligence engine that adapts to your environment and you. It automatically responds to outdoor conditions and people's preferences, or can be controlled individually from a mobile device.



All day comfort.

No shades. No blinds. No heat.

View Dynamic Glass adjusts throughout the day to optimize the indoor climate and the outside view, creating more comfortable, productive, and energy-efficient interiors that help people thrive.




“A room is not a room
without natural light”

— Louis Kahn, Architect

DPR Construction
San Francisco, CA
Architect: FME Architecture + Design

Enjoying the benefits of natural light,
thanks to View Dynamic Glass skylights.







CSU Lory Student Center
Fort Collins, CO
Architect: Perkins + Will

Expansive views. Greener planet.

Blinds and shades are now obsolete.

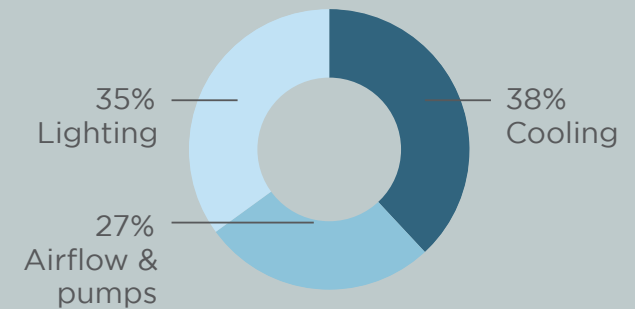
A stunning view blocked by blinds or marred by glare is not really a view at all. View Dynamic Glass connects you to the outdoors and automatically adjusts to keep you comfortable, so you can enjoy and be inspired by your view, 24 hours a day.

Enjoy the environment—while protecting it.

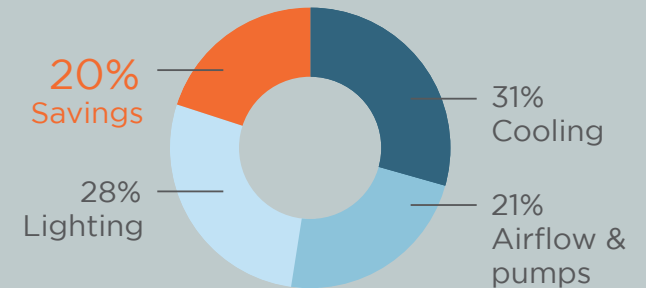
New buildings face demanding design challenges to meet energy efficiency regulations and guidelines.

By letting in natural light and blocking unwanted solar heat, View Dynamic Glass significantly reduces air conditioning and lighting costs. This results in energy savings of up to 20%, especially during peak hours when energy costs are at their highest.

Traditional high-rise
building energy use



Dynamic high-rise
building energy use



Visible light transmittance

Solar heat gain coefficient



Tint 1



Tint 2



Tint 3



Tint 4

58%

0.40

40%

0.33

6%

0.11

1%


0.09

Your view. At your fingertips.

Control View Dynamic Glass from anywhere. Create schedules, track energy efficiency, and manage entire buildings from your iOS or Android device.

View Dynamic Glass transitions seamlessly between multiple tint states. Nano-layers of electrochromic coating on the surface of the glass respond to a tiny voltage, tinting the glass, and putting you in control of your view.





Clear when you want it. Tints when you need it.

Intelligence inside.™

Exceptional comfort, energy efficiency, and the intelligence to know how to deliver it: the View intelligence engine prioritizes decisions based on glare, heat load, and daylight to create the most comfortable conditions inside.

Control Glare

Intelligence calculates the penetration of the sun into the room and changes tint levels accordingly to prevent glare.

Minimize Heat Load

Intelligence manages the amount of solar radiation allowed through the glass based on a building's heat load specifications.

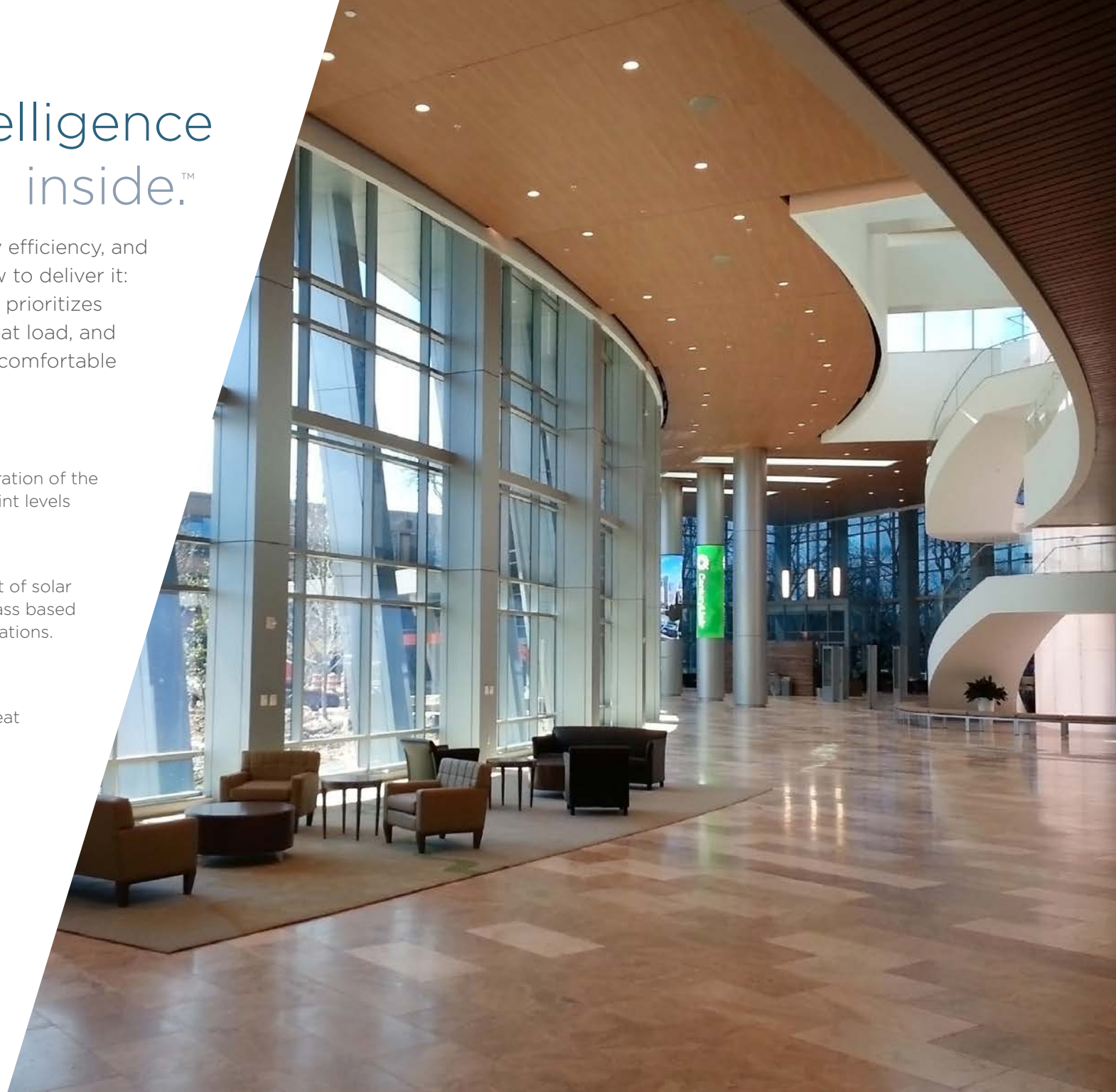
Maximize Daylight

Intelligence maximizes daylight while continuously addressing heat and glare.

Personalized Control

Each window, zone, or entire façade can be controlled via a smart phone or tablet.

CenturyLink Technology Center
Monroe, LA
Architect: Moody Nolan



Intelligence outside.™

Algorithms automatically adjust tint levels based on the building's design, location, orientation, and time of day.

Latitude & Longitude

Intelligence uses precise coordinates to calculate the sun's position and anticipate its impact on the people inside.

Building Orientation

Intelligence takes into account building orientation, the position of each window, and the sun's path.

Architecture

Exterior architectural features, such as overhangs and window sizes, are factored in to determine how glare will impact workspaces.

Cloud Cover

Light sensors and real-time weather feeds inform the system of current and upcoming weather conditions and adjust tint levels accordingly.



A window that makes people happy inside.

For Occupants

Unobstructed Views

With View Dynamic Glass, there's no need for blinds or shades. Natural views become part of the indoor experience.

Windows that Adapt to You

Tint levels adjust automatically based on outside conditions and personal preferences—or take control via a smart phone or tablet.

Enhanced Well-being

View Dynamic Glass brings in the best of the outdoors helping you think, work, create, and live better.



A window with clear value.

For Building Owners & Developers

Increased Productivity

In corporate environments—up to 15% increase in employee productivity.

In hospitals—8% faster recovery in patients.

In educational facilities—20% improvement in student performance on math tests.

Dramatic Energy Savings

Achieve your LEED certification goals by earning LEED points in 7 different categories.

Reduce energy consumption by more than 20%.

Greater Building Value

Beautiful views, abundant natural light, and energy efficiency increase occupancy rates as well as resale and rental value.

Gilcrease Museum
Helmerich Center for
American Research
Tulsa, OK
Architect:
Hastings + Chivetta

A window that opens possibilities.

For Architects

No Compromises. Create buildings with even greater architectural appeal, expansive views, and abundant daylight while still meeting energy requirements and regulatory codes.

Connected & Intelligent. Interface with HVAC and lighting systems for superior comfort and climate control.

Living Buildings. Create truly stunning, signature architecture with perpetually adapting façades—without obtrusive fins or louvers.



Clovis Community Medical Center
Clovis, CA
Architect: HGA

H. MARCUS RADIN CONFERENCE CENTER

World-class glass manufacturing meets Silicon Valley.



View is led by a diverse team of entrepreneurs, partners, and investors with extensive experience in building ground-breaking products and lasting companies. The team has deep experience in semiconductor and glass manufacturing—driving process control, glass performance, and cutting-edge technology.

With a high-tech manufacturing facility that's as advanced as the dynamic glass it produces, View is leading the charge in glass technology and fueling a dramatic shift in building design.

View, Inc.
Manufacturing Facility
Olive Branch, MS



Building the future.
25M SF of building space and counting.





We also build
relationships.

Partnering with
you every step
of the way.

From customized energy modeling to system configurations uniquely tailored to your building's needs, your View team will be there from design to commissioning and beyond. We partner with you every step of the way to ensure you get the most out of your investment in View Dynamic Glass.

info@viewglass.com

408-514-6512

viewglass.com



Natural light is better.
That's our view.™





A more intelligent window.™

view

Dynamic Glass

viewglass.com

©2017 View, Inc.

Gilcrease Museum
Helmerich Center for American Research
Tulsa, OK
Architect: Hastings + Chivetta

CB2.0